


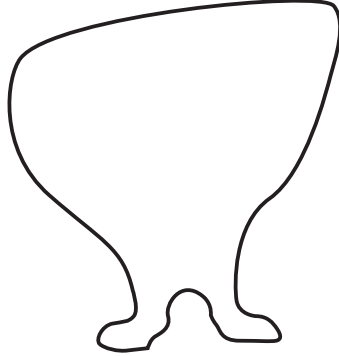
## Instructions

# YOU can create BEST CAT


WITH COLOURED PAPERS, SCISSORS, GLUE & COLOURED PENCILS




1. Start by cutting out a head shape with ears



2. Next cut out a body with legs



3. Cut out two arms & a tail. Draw paw pads.



4. Cut out cheeks & a nose stripe




5. Draw, then colour eyes & a nose, then cut them out.



6. Cut out ear details & a furry chest

7. Glue all of your cat pieces together



8. Finish by drawing on whiskers & furry bits

BY ROSIE HANDLEY